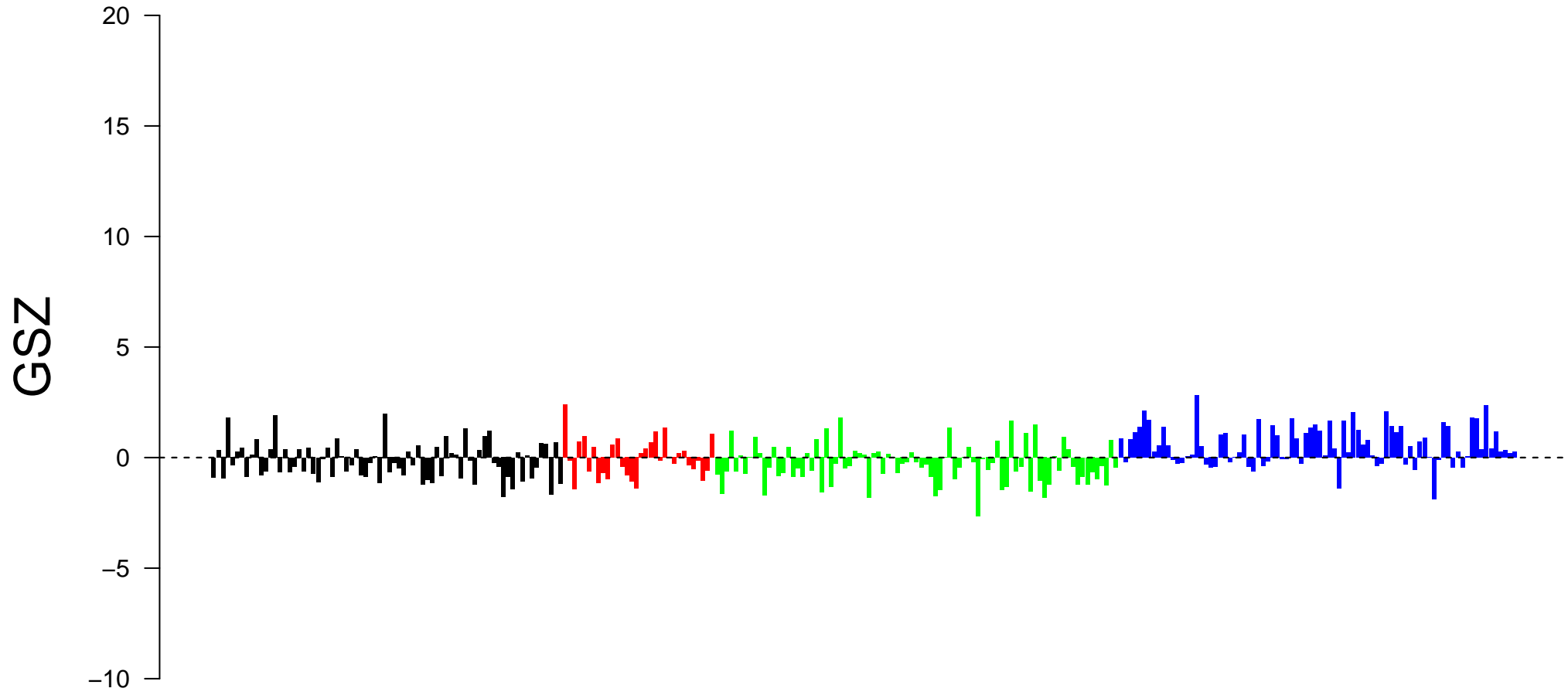
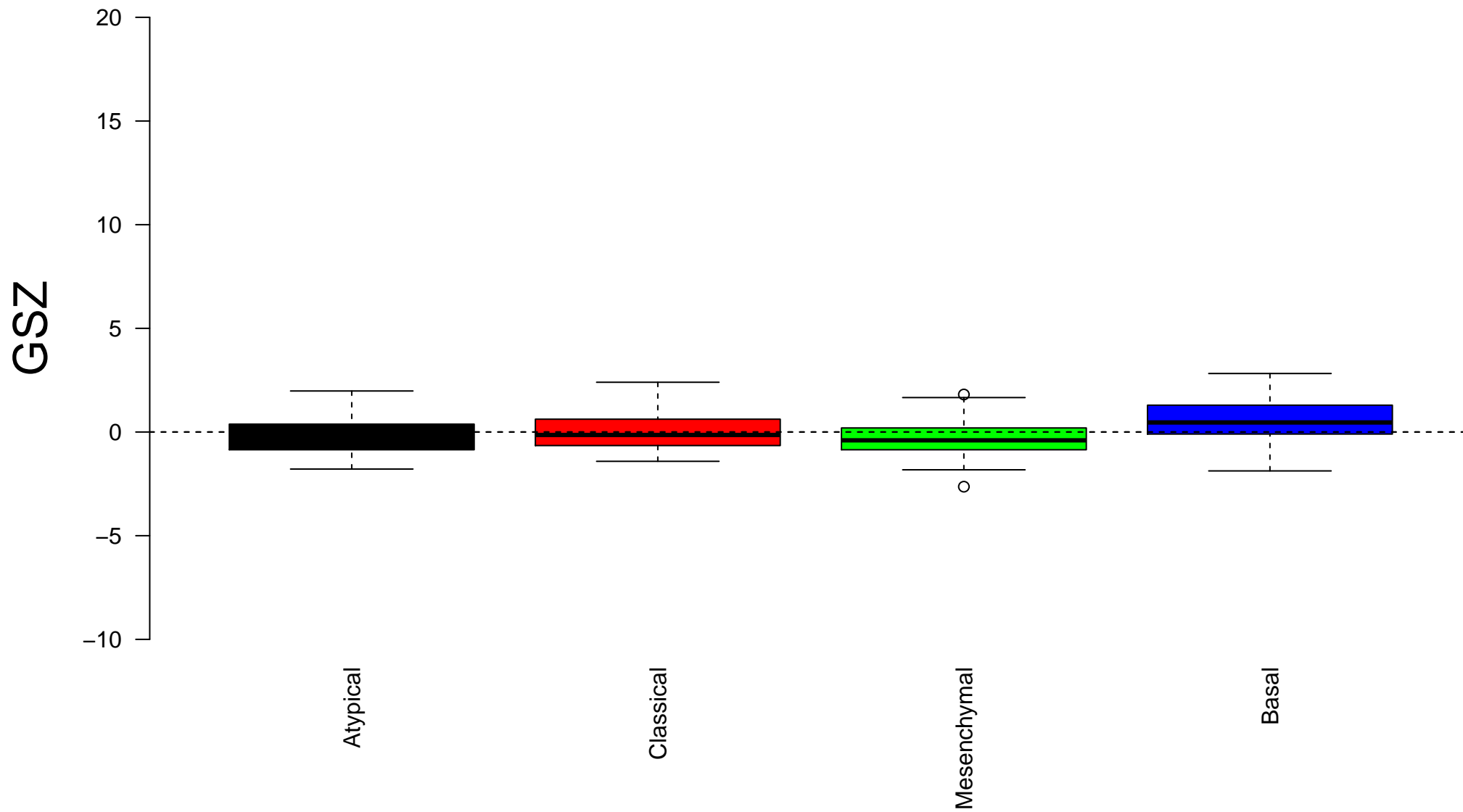



GTPase activating protein binding




GTPase activating protein binding




Enrichment in spots: GTPase activating protein binding



Expression of GTPase activating protein binding in Spot A



Expression of GTPase activating protein binding in Spot B



Expression of GTPase activating protein binding in Spot C

Δe

1.0

0.5


0.0

-0.5


-1.0




Expression of GTPase activating protein binding in Spot D




Expression of GTPase activating protein binding in Spot E




Expression of GTPase activating protein binding in Spot F




Expression of GTPase activating protein binding in Spot G




Expression of GTPase activating protein binding in Spot H




Expression of GTPase activating protein binding in Spot I




Expression of GTPase activating protein binding in Spot J




Expression of GTPase activating protein binding in Spot K




Expression of GTPase activating protein binding in Spot L




Expression of GTPase activating protein binding in Spot M




Expression of GTPase activating protein binding in Spot N




Expression of GTPase activating protein binding in Spot O



Expression of GTPase activating protein binding in Spot P



Expression of GTPase activating protein binding in Spot Q



Expression of GTPase activating protein binding in Spot R

